
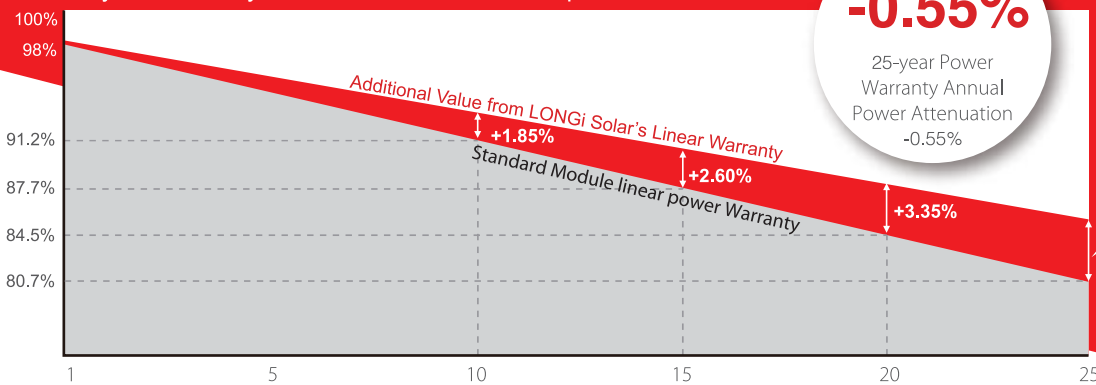


# LR4-60HPH 350~380M



**High Efficiency  
Low LID Mono PERC with  
MBB & Half-cut Technology**

12-year Warranty for Materials and Processing;  
25-year Warranty for Extra Linear Power Output



**-0.55%**

25-year Power  
Warranty Annual  
Power Attenuation  
-0.55%

**+4.10%**

## Complete System and Product Certifications

IEC 61215, IEC 61730, UL 61730  
ISO 9001:2008: ISO Quality Management System  
ISO 14001:2004: ISO Environment Management System  
TS62941: Guideline for module design qualification and type approval  
OHSAS 18001: 2007 Occupational Health and Safety



\* Specifications subject to technical changes and tests.  
LONGi Solar reserves the right of interpretation.

**Positive power tolerance** (0 ~ +5W) guaranteed

**High module conversion efficiency** (up to 20.9%)

**Slower power degradation** enabled by Low LID Mono PERC technology: first year <2%, 0.55% year 2-25

**Solid PID resistance** ensured by solar cell process optimization and careful module BOM selection

**Reduced resistive loss** with lower operating current

**Higher energy yield** with lower operating temperature

**Reduced hot spot risk** with optimized electrical design and lower operating current

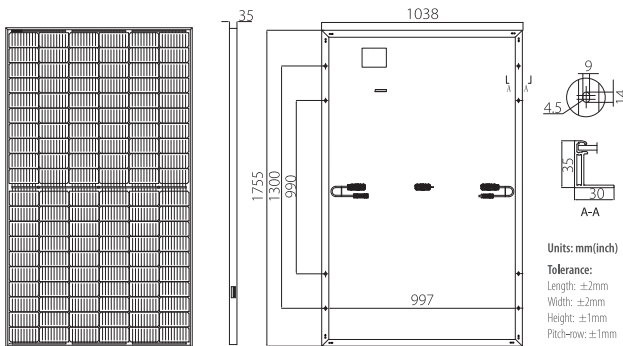
# LONGi

Address: Level 8 / 124 Walker Street North Sydney NSW 2060 Australia  
Tel: +61 2 8484 5806 E-mail: info@longi-solar.com.au Website: www.long-solar.com.au

Note: Due to continuous technical innovation, R&D and improvement, technical data above mentioned may be of modification accordingly. LONGi have the sole right to make such modification at anytime without further notice; Demanding party shall request for the latest datasheet for such as contract need, and make it a consisting and binding part of lawful documentation duly signed by both parties.

# LR4-60HPH 350~380M

## Design (mm)



## Mechanical Parameters

Cell Orientation: 120 (6x20)  
Junction Box: IP68, three diodes  
Output Cable: 4mm<sup>2</sup>, 1200mm in length  
Connector: Staubli EVO2  
Glass: Single glass  
3.2mm coated tempered glass  
Frame: Anodized aluminum alloy frame  
Weight: 19.5kg  
Dimension: 1755x1038x35mm  
Packaging: 30pcs per pallet  
180pcs per 20'GP  
780pcs per 40'HC

## Operating Parameters

Operational Temperature: -40 C ~ +85 C  
Power Output Tolerance: 0 ~ +5 W  
Voc and Isc Tolerance: ±3%  
Maximum System Voltage: DC1500V (IEC/UL)  
Maximum Series Fuse Rating: 20A  
Nominal Operating Cell Temperature: 45±2 C  
Safety Protection Class: Class II  
Fire Rating: UL type 1 or 2

## Electrical Characteristics

Test uncertainty for Pmax: ±3%

Model Number	LR4-60HPH-350M		LR4-60HPH-355M		LR4-60HPH-360M		LR4-60HPH-365M		LR4-60HPH-370M		LR4-60HPH-375M		LR4-60HPH-380M	
Testing Condition	STC	NOCT	STC	NOCT	STC	NOCT	STC	NOCT	STC	NOCT	STC	NOCT	STC	NOCT
Maximum Power (Pmax/W)	350	261.4	355	265.1	360	268.8	365	272.6	370	276.3	375	280.0	380	283.8
Open Circuit Voltage (Voc/V)	40.1	37.6	40.3	37.8	40.5	38.0	40.7	38.2	40.9	38.3	41.1	38.5	41.3	38.7
Short Circuit Current (Isc/A)	11.15	9.02	11.25	9.10	11.35	9.17	11.43	9.25	11.52	9.32	11.60	9.38	11.69	9.45
Voltage at Maximum Power (Vmp/V)	33.6	31.3	33.8	31.5	34.0	31.7	34.2	31.8	34.4	32.0	34.6	32.2	34.8	32.4
Current at Maximum Power (Imp/A)	10.42	8.35	10.51	8.43	10.59	8.49	10.68	8.56	10.76	8.63	10.84	8.69	10.92	8.76
Module Efficiency(%)	19.2		19.5		19.8		20.0		20.3		20.6		20.9	

STC (Standard Testing Conditions): Irradiance 1000W/m<sup>2</sup>, Cell Temperature 25 C, Spectra at AM1.5

NOCT (Nominal Operating Cell Temperature): Irradiance 800W/m<sup>2</sup>, Ambient Temperature 20 C, Spectra at AM1.5, Wind at 1m/s

## Temperature Ratings (STC)

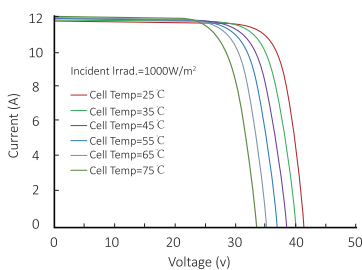
Temperature Coefficient of Isc	+0.048%/C
Temperature Coefficient of Voc	-0.270%/C
Temperature Coefficient of Pmax	-0.350%/C

## Mechanical Loading

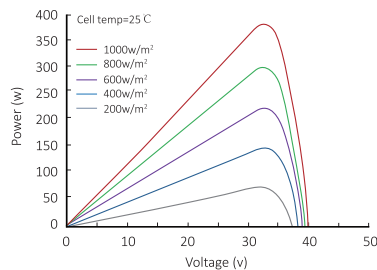
Front Side Maximum Static Loading	5400Pa
Rear Side Maximum Static Loading	2400Pa
Hailstone Test	25mm Hailstone at the speed of 23m/s

## I-V Curve

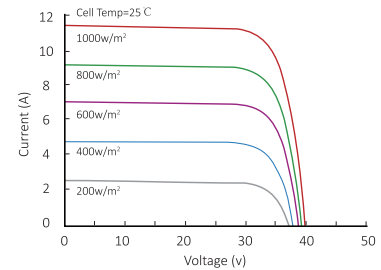
Current-Voltage Curve (LR4-60HPH-365M)



Power-Voltage Curve (LR4-60HPH-365M)



Current-Voltage Curve (LR4-60HPH-365M)



# LONGI

Address: Level 8 / 124 Walker Street North Sydney NSW 2060 Australia  
Tel: +61 2 8484 5806 E-mail: info@longi-solar.com.au Website: www.long-solar.com.au

Note: Due to continuous technical innovation, R&D and improvement, technical data above mentioned may be of modification accordingly. LONGI have the sole right to make such modification at anytime without further notice; Demanding party shall request for the latest datasheet for such as contract need, and make it a consisting and binding part of lawful documentation duly signed by both parties.